

Gabriele Vanoni

Fadin' Over

for Sax Quartet and electronics

2006

Instrumentation

4 saxophones (soprano, alto, tenor, bass)

Tape and live electronics

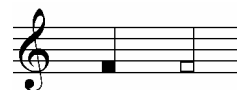
Notes on performance



Aeolian sound



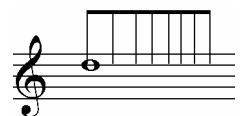
Slap



"Detimbrè" (first emission)



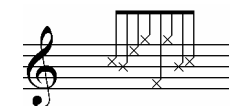
After slap sound, play immediately the following note, respecting dynamics as much as possible.



"Bisbigliando" (microtonal variation)



Glissando (reach the black pitch at the end of the value of the main note).




Key percussion



Alternate single note and multiphonics, freely but in order, and within the value noted above.

Play notes and duration (if noted) inside the boxes for the whole indicated length. Alternate freely, eventually repeat, but with variety.



A detailed musical score for four staves. The top two staves are in treble clef with a key signature of one sharp (F#). The bottom two staves are in bass clef with a key signature of one sharp (F#). The score is divided into sections by brackets and contains various dynamic markings such as *p*, *mp*, *mf*, *f*, *ff*, *pp*, and *mph*. There are also performance instructions like "Play freely the figures inside boxes, respecting pitches as indicated at the beginning of section (white notes). Sometimes, inside the section play notes in square brackets, according to the given time. If notes are linked with a line, wait until the previous note is *being started playing* (not finished) before playing; elsewhere, just follow the general flow of the score." The score includes rhythmic patterns, trills, slaps, and grace notes. There are also performance instructions like "Play freely the figures inside boxes, respecting pitches as indicated at the beginning of section (white notes). Sometimes, inside the section play notes in square brackets, according to the given time. If notes are linked with a line, wait until the previous note is *being started playing* (not finished) before playing; elsewhere, just follow the general flow of the score." The score includes rhythmic patterns, trills, slaps, and grace notes. There are also performance instructions like "Play freely the figures inside boxes, respecting pitches as indicated at the beginning of section (white notes). Sometimes, inside the section play notes in square brackets, according to the given time. If notes are linked with a line, wait until the previous note is *being started playing* (not finished) before playing; elsewhere, just follow the general flow of the score." The score includes rhythmic patterns, trills, slaps, and grace notes.

Play freely the figures inside boxes, respecting pitches as indicated at the beginning of section (white notes). Sometimes, inside the section play notes in square brackets, according to the given time. If notes are linked with a line, wait until the previous note is *being started playing* (not finished) before playing; elsewhere, just follow the general flow of the score.

Numbers in circles are referred to the Tape cues.

Trills, slaps and grace notes are on the beat. The score is notated according to transpositions.

TOTAL TIME: 10' ca.

First performance: Milan (Italy), November 29th, 2006.

Fadin' over

4/4 ♩ = 90

5/4

4/4

1
2
3 B
4 Tc
5
7

Soprano Sax.

Alto Sax.

Tenor Sax.

Baritone Sax.

ppp *p* *ppp* *p* *poco sf* *p* *ppp*

pp *mp*

ppp *p* *ppp* *p* *poco sf* *p* *ppp*

ppp *p* *ppp* *p* *poco sf* *p* *ppp*

pp *mp*

gliss. *fp* *mf*

